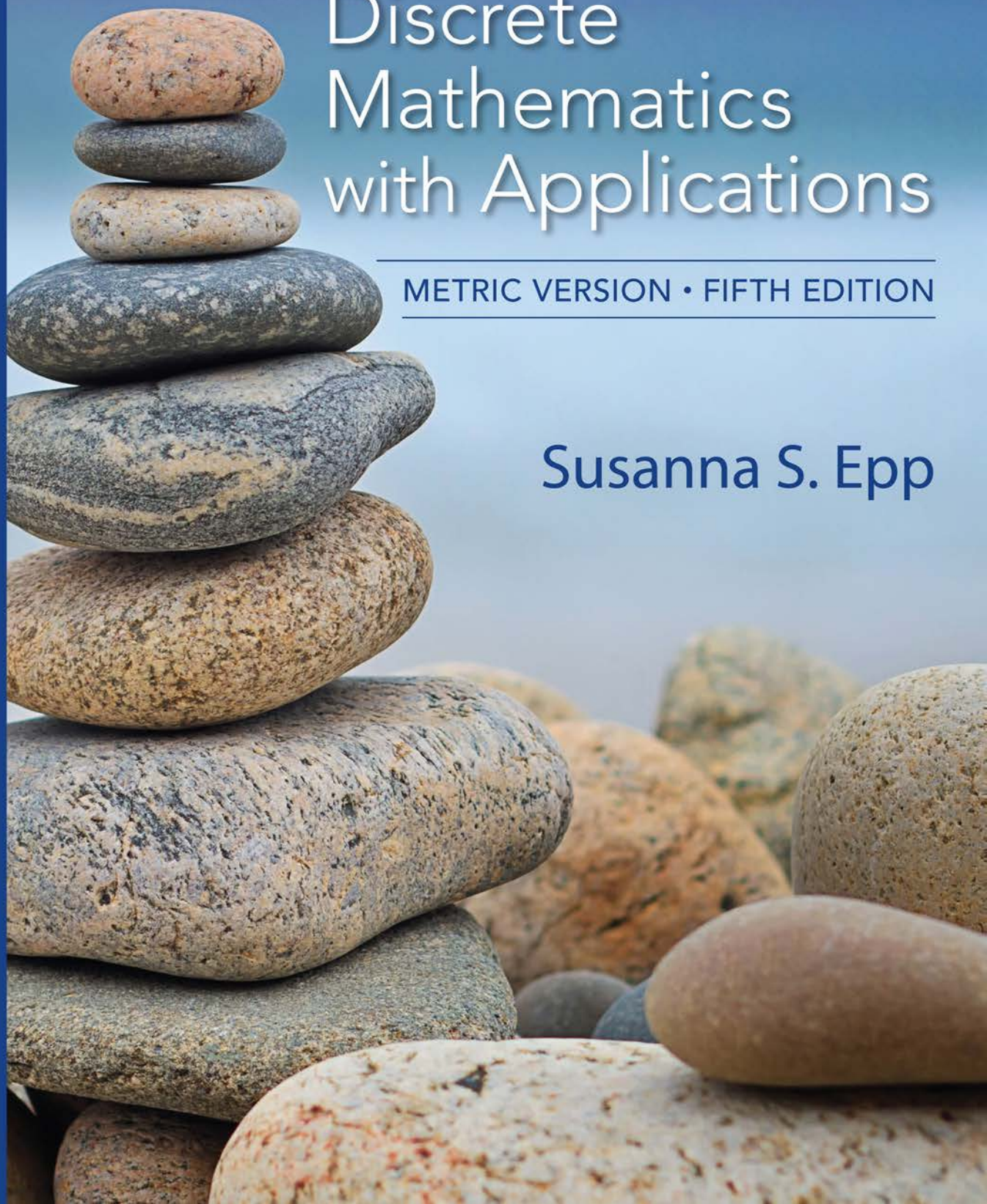


METRIC VERSION



# Discrete Mathematics with Applications

---

METRIC VERSION • FIFTH EDITION

---

Susanna S. Epp

# DISCRETE MATHEMATICS WITH APPLICATIONS

**FIFTH EDITION, METRIC VERSION**

**SUSANNA S. EPP**

DePaul University



---

Australia • Brazil • Mexico • Singapore • United Kingdom • United States

This is an electronic version of the print textbook. Due to electronic rights restrictions, some third party content may be suppressed. Editorial review has deemed that any suppressed content does not materially affect the overall learning experience. The publisher reserves the right to remove content from this title at any time if subsequent rights restrictions require it. For valuable information on pricing, previous editions, changes to current editions, and alternate formats, please visit [www.cengage.com/highered](http://www.cengage.com/highered) to search by ISBN#, author, title, or keyword for materials in your areas of interest.

Important Notice: Media content referenced within the product description or the product text may not be available in the eBook version.

**Cover Photo:** *The stones are discrete objects placed one on top of another like a chain of careful reasoning. A person who decides to build such a tower aspires to the heights and enjoys playing with a challenging problem. Choosing the stones takes both a scientific and an aesthetic sense. Getting them to balance requires patient effort and careful thought. And the tower that results is beautiful. A perfect metaphor for discrete mathematics!*

**Discrete Mathematics with Applications,  
Fifth Edition, Metric Version**

**Susanna S. Epp**

**Metric Version Prepared by Qaboos Imran**

International Product Director:

Timothy L. Anderson

Senior Product Assistant: Alexander Sham

Content Manager: Marianne Groth

Associate Content Manager: Amanda Rose

Associate Marketing Manager: Tori Sitcawich

Manufacturing Planner: Doug Bertke

IP Analyst: Reba Frederics

IP Project Manager: Carly Belcher

Production Service: MPS Limited

Compositor: MPS Limited

Senior Designer: Diana Graham

Cover Image: Katherine Gendreau  
Photography/Getty Images

© 2020, 2011, 2004 Cengage Learning, Inc.

WCN: 02-300

ALL RIGHTS RESERVED. No part of this work covered by the copyright herein may be reproduced or distributed in any form or by any means, except as permitted by U.S. copyright law, without the prior written permission of the copyright owner.

For product information and technology assistance, contact us at  
**Cengage Customer & Sales Support, 1-800-354-9706 or  
support.cengage.com**

For permission to use material from this text or product,  
submit all requests online at [www.cengage.com/permissions](http://www.cengage.com/permissions).

ISBN: 978-0-357-11408-7

**Cengage International Offices**

**Asia**

[www.cengageasia.com](http://www.cengageasia.com)  
tel: (65) 6410 1200

**Australia/New Zealand**

[www.cengage.com.au](http://www.cengage.com.au)  
tel: (61) 3 9685 4111

**Brazil**

[www.cengage.com.br](http://www.cengage.com.br)  
tel: (55) 11 3665 9900

**India**

[www.cengage.co.in](http://www.cengage.co.in)  
tel: (91) 11 4364 1111

**Latin America**

[www.cengage.com.mx](http://www.cengage.com.mx)  
tel: (52) 55 1500 6000

**UK/Europe/Middle East/Africa**

[www.cengage.co.uk](http://www.cengage.co.uk)  
tel: (44) 0 1264 332 424

**Represented in Canada by  
Nelson Education, Ltd.**

tel: (416) 752 9100 / (800) 668 0671  
[www.nelson.com](http://www.nelson.com)

Cengage is a leading provider of customized learning solutions with office locations around the globe, including Singapore, the United Kingdom, Australia, Mexico, Brazil, and Japan. Locate your local office at:  
**[www.cengage.com/global](http://www.cengage.com/global)**.

For product information: **[www.cengage.com/international](http://www.cengage.com/international)**  
Visit your local office: **[www.cengage.com/global](http://www.cengage.com/global)**  
Visit our corporate website: **[www.cengage.com](http://www.cengage.com)**

Printed in the United States of America  
Print Number: 01      Print Year: 2018

To my husband, Helmut, and my children,  
Amanda, Catherine, and Caroline



Know if you're prepared for class!

93% correlation between homework scores and in-class performance

# STUDY SMARTER

Ever wonder if you studied enough? WebAssign from Cengage can help.

WebAssign is an online learning platform for your math, statistics and science courses. It helps you practice, focus your study time, and absorb what you learn. When class comes—you're way more confident.

## With WebAssign you will:



Get instant feedback and grading



Know how well you understand concepts



Watch videos and tutorials when you're stuck



Perform better on in-class assignments

Ask your instructor today how you can get access to WebAssign!

[cengage.com/webassign](https://cengage.com/webassign)



# CONTENTS

## CHAPTER 1 Speaking Mathematically 1

- 1.1 Variables 1  
Using Variables in Mathematical Discourse; Introduction to Universal, Existential, and Conditional Statements
- 1.2 The Language of Sets 6  
The Set-Roster and Set-Builder Notations; Subsets; Cartesian Products; Strings
- 1.3 The Language of Relations and Functions 15  
Definition of a Relation from One Set to Another; Arrow Diagram of a Relation; Definition of Function; Function Machines; Equality of Functions
- 1.4 The Language of Graphs 24  
Definition and Representation of Graphs and Directed Graphs; Degree of a Vertex; Examples of Graphs Including a Graph Coloring Application

## CHAPTER 2 The Logic of Compound Statements 37

- 2.1 Logical Form and Logical Equivalence 37  
Statements; Compound Statements; Truth Values; Evaluating the Truth of More General Compound Statements; Logical Equivalence; Tautologies and Contradictions; Summary of Logical Equivalences
- 2.2 Conditional Statements 53  
Logical Equivalences Involving  $\rightarrow$ ; Representation of *If-Then As Or*; The Negation of a Conditional Statement; The Contrapositive of a Conditional Statement; The Converse and Inverse of a Conditional Statement; *Only If* and the Biconditional; Necessary and Sufficient Conditions; Remarks
- 2.3 Valid and Invalid Arguments 66  
Modus Ponens and Modus Tollens; Additional Valid Argument Forms: Rules of Inference; Fallacies; Contradictions and Valid Arguments; Summary of Rules of Inference
- 2.4 Application: Digital Logic Circuits 79  
Black Boxes and Gates; The Input/Output Table for a Circuit; The Boolean Expression Corresponding to a Circuit; The Circuit Corresponding to a Boolean Expression; Finding

a Circuit That Corresponds to a Given Input/Output Table; Simplifying Combinational Circuits; NAND and NOR Gates

## 2.5 Application: Number Systems and Circuits for Addition 93

Binary Representation of Numbers; Binary Addition and Subtraction; Circuits for Computer Addition; Two's Complements and the Computer Representation of Negative Integers; 8-Bit Representation of a Number; Computer Addition with Negative Integers; Hexadecimal Notation

# CHAPTER 3 The Logic of Quantified Statements 108

## 3.1 Predicates and Quantified Statements I 108

The Universal Quantifier:  $\forall$ ; The Existential Quantifier:  $\exists$ ; Formal versus Informal Language; Universal Conditional Statements; Equivalent Forms of Universal and Existential Statements; Bound Variables and Scope; Implicit Quantification; Tarski's World

## 3.2 Predicates and Quantified Statements II 122

Negations of Quantified Statements; Negations of Universal Conditional Statements; The Relation among  $\forall$ ,  $\exists$ ,  $\wedge$ , and  $\vee$ ; Vacuous Truth of Universal Statements; Variants of Universal Conditional Statements; Necessary and Sufficient Conditions, Only If

## 3.3 Statements with Multiple Quantifiers 131

Translating from Informal to Formal Language; Ambiguous Language; Negations of Multiply-Quantified Statements; Order of Quantifiers; Formal Logical Notation; Prolog

## 3.4 Arguments with Quantified Statements 146

Universal Modus Ponens; Use of Universal Modus Ponens in a Proof; Universal Modus Tollens; Proving Validity of Arguments with Quantified Statements; Using Diagrams to Test for Validity; Creating Additional Forms of Argument; Remark on the Converse and Inverse Errors

# CHAPTER 4 Elementary Number Theory and Methods of Proof 160

## 4.1 Direct Proof and Counterexample I: Introduction 161

Definitions; Proving Existential Statements; Disproving Universal Statements by Counterexample; Proving Universal Statements; Generalizing from the Generic Particular; Method of Direct Proof; Existential Instantiation; Getting Proofs Started; Examples

## 4.2 Direct Proof and Counterexample II: Writing Advice 173

Writing Proofs of Universal Statements; Common Mistakes; Examples; Showing That an Existential Statement Is False; Conjecture, Proof, and Disproof

## 4.3 Direct Proof and Counterexample III: Rational Numbers 183

More on Generalizing from the Generic Particular; Proving Properties of Rational Numbers; Deriving New Mathematics from Old



- 4.4 Direct Proof and Counterexample IV: Divisibility 190**  
 Proving Properties of Divisibility; Counterexamples and Divisibility; The Unique Factorization of Integers Theorem
- 4.5 Direct Proof and Counterexample V: Division into Cases and the Quotient-Remainder Theorem 200**  
 Discussion of the Quotient-Remainder Theorem and Examples; *div* and *mod*; Alternative Representations of Integers and Applications to Number Theory; Absolute Value and the Triangle Inequality
- 4.6 Direct Proof and Counterexample VI: Floor and Ceiling 211**  
 Definition and Basic Properties; The Floor of  $n/2$
- 4.7 Indirect Argument: Contradiction and Contraposition 218**  
 Proof by Contradiction; Argument by Contraposition; Relation between Proof by Contradiction and Proof by Contraposition; Proof as a Problem-Solving Tool
- 4.8 Indirect Argument: Two Famous Theorems 228**  
 The Irrationality of  $\sqrt{2}$ ; Are There Infinitely Many Prime Numbers?; When to Use Indirect Proof; Open Questions in Number Theory
- 4.9 Application: The Handshake Theorem 235**  
 The Total Degree of a Graph; The Handshake Theorem and Consequences; Applications; Simple Graphs; Complete Graphs; Bipartite Graphs
- 4.10 Application: Algorithms 244**  
 An Algorithmic Language; A Notation for Algorithms; Trace Tables; The Division Algorithm; The Euclidean Algorithm

## **CHAPTER 5 Sequences, Mathematical Induction, and Recursion 258**

- 5.1 Sequences 258**  
 Explicit Formulas for Sequences; Summation Notation; Product Notation; Properties of Summations and Products; Change of Variable; Factorial and  $n$  Choose  $r$  Notation; Sequences in Computer Programming; Application: Algorithm to Convert from Base 10 to Base 2 Using Repeated Division by 2
- 5.2 Mathematical Induction I: Proving Formulas 275**  
 Principle of Mathematical Induction; Sum of the First  $n$  Integers; Proving an Equality; Deducing Additional Formulas; Sum of a Geometric Sequence
- 5.3 Mathematical Induction II: Applications 289**  
 Comparison of Mathematical Induction and Inductive Reasoning; Proving Divisibility Properties; Proving Inequalities; Trominoes and Other Applications

- 5.4 Strong Mathematical Induction and the Well-Ordering Principle for the Integers 301**  
 Strong Mathematical Induction; The Well-Ordering Principle for the Integers; Binary Representation of Integers and Other Applications
- 5.5 Application: Correctness of Algorithms 314**  
 Assertions; Loop Invariants; Correctness of the Division Algorithm; Correctness of the Euclidean Theorem
- 5.6 Defining Sequences Recursively 325**  
 Examples of Recursively Defined Sequences; Recursive Definitions of Sum and Product
- 5.7 Solving Recurrence Relations by Iteration 340**  
 The Method of Iteration; Using Formulas to Simplify Solutions Obtained by Iteration; Checking the Correctness of a Formula by Mathematical Induction; Discovering That an Explicit Formula Is Incorrect
- 5.8 Second-Order Linear Homogeneous Recurrence Relations with Constant Coefficients 352**  
 Derivation of a Technique for Solving These Relations; The Distinct-Roots Case; The Single-Root Case
- 5.9 General Recursive Definitions and Structural Induction 364**  
 Recursively Defined Sets; Recursive Definitions for Boolean Expressions, Strings, and Parenthesis Structures; Using Structural Induction to Prove Properties about Recursively Defined Sets; Recursive Functions

## **CHAPTER 6 Set Theory 377**

- 6.1 Set Theory: Definitions and the Element Method of Proof 377**  
 Subsets: Introduction to Proof and Disproof for Sets; Set Equality; Venn Diagrams; Operations on Sets; The Empty Set; Partitions of Sets; Power Sets; An Algorithm to Check Whether One Set Is a Subset of Another (Optional)
- 6.2 Properties of Sets 391**  
 Set Identities; Proving Subset Relations and Set Equality; Proving That a Set Is the Empty Set
- 6.3 Disproofs and Algebraic Proofs 407**  
 Disproving an Alleged Set Property; Problem-Solving Strategy; The Number of Subsets of a Set; “Algebraic” Proofs of Set Identities
- 6.4 Boolean Algebras, Russell’s Paradox, and the Halting Problem 414**  
 Boolean Algebras: Definition and Properties; Russell’s Paradox; The Halting Problem

## CHAPTER 7 Properties of Functions 425

- 7.1 Functions Defined on General Sets 425**  
 Dynamic Function Terminology; Equality of Functions; Additional Examples of Functions; Boolean Functions; Checking Whether a Function Is Well Defined; Functions Acting on Sets
- 7.2 One-to-One, Onto, and Inverse Functions 439**  
 One-to-One Functions; One-to-One Functions on Infinite Sets; Application: Hash Functions and Cryptographic Hash Functions; Onto Functions; Onto Functions on Infinite Sets; Relations between Exponential and Logarithmic Functions; One-to-One Correspondences; Inverse Functions
- 7.3 Composition of Functions 461**  
 Definition and Examples; Composition of One-to-One Functions; Composition of Onto Functions
- 7.4 Cardinality with Applications to Computability 473**  
 Definition of Cardinal Equivalence; Countable Sets; The Search for Larger Infinities: The Cantor Diagonalization Process; Application: Cardinality and Computability

## CHAPTER 8 Properties of Relations 487

- 8.1 Relations on Sets 487**  
 Additional Examples of Relations; The Inverse of a Relation; Directed Graph of a Relation;  $N$ -ary Relations and Relational Databases
- 8.2 Reflexivity, Symmetry, and Transitivity 495**  
 Reflexive, Symmetric, and Transitive Properties; Properties of Relations on Infinite Sets; The Transitive Closure of a Relation
- 8.3 Equivalence Relations 505**  
 The Relation Induced by a Partition; Definition of an Equivalence Relation; Equivalence Classes of an Equivalence Relation
- 8.4 Modular Arithmetic with Applications to Cryptography 524**  
 Properties of Congruence Modulo  $n$ ; Modular Arithmetic; Extending the Euclidean Algorithm; Finding an Inverse Modulo  $n$ ; RSA Cryptography; Euclid's Lemma; Fermat's Little Theorem; Why Does the RSA Cipher Work?; Message Authentication; Additional Remarks on Number Theory and Cryptography
- 8.5 Partial Order Relations 546**  
 Antisymmetry; Partial Order Relations; Lexicographic Order; Hasse Diagrams; Partially and Totally Ordered Sets; Topological Sorting; An Application; PERT and CPM

## CHAPTER 9 Counting and Probability 564

- 9.1 Introduction to Probability 564**  
 Definition of Sample Space and Event; Probability in the Equally Likely Case; Counting the Elements of Lists, Sublists, and One-Dimensional Arrays
- 9.2 Possibility Trees and the Multiplication Rule 573**  
 Possibility Trees; The Multiplication Rule; When the Multiplication Rule Is Difficult or Impossible to Apply; Permutations; Permutations of Selected Elements
- 9.3 Counting Elements of Disjoint Sets: The Addition Rule 589**  
 The Addition Rule; The Difference Rule; The Inclusion/Exclusion Rule
- 9.4 The Pigeonhole Principle 604**  
 Statement and Discussion of the Principle; Applications; Decimal Expansions of Fractions; Generalized Pigeonhole Principle; Proof of the Pigeonhole Principle
- 9.5 Counting Subsets of a Set: Combinations 617**  
 $r$ -Combinations; Ordered and Unordered Selections; Relation between Permutations and Combinations; Permutation of a Set with Repeated Elements; Some Advice about Counting; The Number of Partitions of a Set into  $r$  Subsets
- 9.6  $r$ -Combinations with Repetition Allowed 634**  
 Multisets and How to Count Them; Which Formula to Use?
- 9.7 Pascal's Formula and the Binomial Theorem 642**  
 Combinatorial Formulas; Pascal's Triangle; Algebraic and Combinatorial Proofs of Pascal's Formula; The Binomial Theorem and Algebraic and Combinatorial Proofs for It; Applications
- 9.8 Probability Axioms and Expected Value 655**  
 Probability Axioms; Deriving Additional Probability Formulas; Expected Value
- 9.9 Conditional Probability, Bayes' Formula, and Independent Events 662**  
 Conditional Probability; Bayes' Theorem; Independent Events

## CHAPTER 10 Theory of Graphs and Trees 677

- 10.1 Trails, Paths, and Circuits 677**  
 Definitions; Connectedness; Euler Circuits; Hamiltonian Circuits
- 10.2 Matrix Representations of Graphs 698**  
 Matrices; Matrices and Directed Graphs; Matrices and Undirected Graphs; Matrices and Connected Components; Matrix Multiplication; Counting Walks of Length  $N$
- 10.3 Isomorphisms of Graphs 713**  
 Definition of Graph Isomorphism and Examples; Isomorphic Invariants; Graph Isomorphism for Simple Graphs

- 10.4 Trees: Examples and Basic Properties** 720  
Definition and Examples of Trees; Characterizing Trees
- 10.5 Rooted Trees** 732  
Definition and Examples of Rooted Trees; Binary Trees and Their Properties; Binary Search Trees
- 10.6 Spanning Trees and a Shortest Path Algorithm** 742  
Definition of a Spanning Tree; Minimum Spanning Trees; Kruskal's Algorithm; Prim's Algorithm; Dijkstra's Shortest Path Algorithm

## **CHAPTER 11** Analysis of Algorithm Efficiency 760

- 11.1 Real-Valued Functions of a Real Variable and Their Graphs** 760  
Graph of a Function; Power Functions; The Floor Function; Graphing Functions Defined on Sets of Integers; Graph of a Multiple of a Function; Increasing and Decreasing Functions
- 11.2 Big-O, Big-Omega, and Big-Theta Notations** 769  
Definition and General Properties of  $O$ -,  $\Omega$ -, and  $\Theta$ -Notations; Orders of Power Functions; Orders of Polynomial Functions; A Caution about  $O$ -Notation; Theorems about Order Notation
- 11.3 Application: Analysis of Algorithm Efficiency I** 787  
Measuring the Efficiency of an Algorithm; Computing Orders of Simple Algorithms; The Sequential Search Algorithm; The Insertion Sort Algorithm; Time Efficiency of an Algorithm
- 11.4 Exponential and Logarithmic Functions: Graphs and Orders** 800  
Graphs of Exponential and Logarithmic Functions; Application: Number of Bits Needed to Represent an Integer in Binary Notation; Application: Using Logarithms to Solve Recurrence Relations; Exponential and Logarithmic Orders
- 11.5 Application: Analysis of Algorithm Efficiency II** 813  
Binary Search; Divide-and-Conquer Algorithms; The Efficiency of the Binary Search Algorithm; Merge Sort; Tractable and Intractable Problems; A Final Remark on Algorithm Efficiency

## **CHAPTER 12** Regular Expressions and Finite-State Automata 828

- 12.1 Formal Languages and Regular Expressions** 829  
Definitions and Examples of Formal Languages and Regular Expressions; The Language Defined by a Regular Expression; Practical Uses of Regular Expressions
- 12.2 Finite-State Automata** 841  
Definition of a Finite-State Automaton; The Language Accepted by an Automaton; The Eventual-State Function; Designing a Finite-State Automaton; Simulating a Finite-State

Automaton Using Software; Finite-State Automata and Regular Expressions; Regular Languages

**12.3 Simplifying Finite-State Automata 858**

\*-Equivalence of States;  $k$ -Equivalence of States; Finding the \*-Equivalence Classes; The Quotient Automaton; Constructing the Quotient Automaton; Equivalent Automata

**APPENDIX A Properties of the Real Numbers A-1**

**APPENDIX B Solutions and Hints to Selected Exercises A-4**

Index I-1

# PREFACE

My purpose in writing this book was to provide a clear, accessible treatment of discrete mathematics for students majoring or minoring in computer science, mathematics, mathematics education, and engineering. The goal of the book is to lay the mathematical foundation for computer science courses such as data structures, algorithms, relational database theory, automata theory and formal languages, compiler design, and cryptography, and for mathematics courses such as linear and abstract algebra, combinatorics, probability, logic and set theory, and number theory. By combining discussion of theory and practice, I have tried to show that mathematics has engaging and important applications as well as being interesting and beautiful in its own right.

A good background in algebra is the only prerequisite; the course may be taken by students either before or after a course in calculus. Previous editions of the book have been used successfully by students at hundreds of institutions in North and South America, Europe, the Middle East, Asia, and Australia.

Recent curricular recommendations from the Institute for Electrical and Electronic Engineers Computer Society (IEEE-CS) and the Association for Computing Machinery (ACM) include discrete mathematics as the largest portion of “core knowledge” for computer science students and state that students should take at least a one-semester course in the subject as part of their first-year studies, with a two-semester course preferred when possible. This book includes the topics recommended by those organizations and can be used effectively for either a one-semester or a two-semester course.

At one time, most of the topics in discrete mathematics were taught only to upper-level undergraduates. Discovering how to present these topics in ways that can be understood by first- and second-year students was the major and most interesting challenge of writing this book. The presentation was developed over a long period of experimentation during which my students were in many ways my teachers. Their questions, comments, and written work showed me what concepts and techniques caused them difficulty, and their reaction to my exposition showed me what worked to build their understanding and to encourage their interest. Many of the changes in this edition have resulted from continuing interaction with students.

## *Themes of a Discrete Mathematics Course*

Discrete mathematics describes processes that consist of a sequence of individual steps. This contrasts with calculus, which describes processes that change in a continuous fashion. Whereas the ideas of calculus were fundamental to the science and technology of the industrial revolution, the ideas of discrete mathematics underlie the science and technology of the computer age. The main themes of a first course in discrete mathematics are logic and proof, induction and recursion, discrete structures, combinatorics and discrete probability, algorithms and their analysis, and applications and modeling.

**Logic and Proof** Probably the most important goal of a first course in discrete mathematics is to help students develop the ability to think abstractly. This means learning to use logically valid forms of argument and avoid common logical errors, appreciating what it means to reason from definitions, knowing how to use both direct and indirect arguments to derive new results from those already known to be true, and being able to work with symbolic representations as if they were concrete objects.

**Induction and Recursion** An exciting development of recent years has been the increased appreciation for the power and beauty of “recursive thinking.” To think recursively means to address a problem by assuming that similar problems of a smaller nature have already been solved and figuring out how to put those solutions together to solve the larger problem. Such thinking is widely used in the analysis of algorithms, where recurrence relations that result from recursive thinking often give rise to formulas that are verified by mathematical induction.

**Discrete Structures** Discrete mathematical structures are the abstract structures that describe, categorize, and reveal the underlying relationships among discrete mathematical objects. Those studied in this book are the sets of integers and rational numbers, general sets, Boolean algebras, functions, relations, graphs and trees, formal languages and regular expressions, and finite-state automata.

**Combinatorics and Discrete Probability** Combinatorics is the mathematics of counting and arranging objects, and probability is the study of laws concerning the measurement of random or chance events. Discrete probability focuses on situations involving discrete sets of objects, such as finding the likelihood of obtaining a certain number of heads when an unbiased coin is tossed a certain number of times. Skill in using combinatorics and probability is needed in almost every discipline where mathematics is applied, from economics to biology, to computer science, to chemistry and physics, to business management.

**Algorithms and Their Analysis** The word *algorithm* was largely unknown in the middle of the twentieth century, yet now it is one of the first words encountered in the study of computer science. To solve a problem on a computer, it is necessary to find an algorithm, or step-by-step sequence of instructions, for the computer to follow. Designing an algorithm requires an understanding of the mathematics underlying the problem to be solved. Determining whether or not an algorithm is correct requires a sophisticated use of mathematical induction. Calculating the amount of time or memory space the algorithm will need in order to compare it to other algorithms that produce the same output requires knowledge of combinatorics, recurrence relations, functions, and  $O$ -,  $\Omega$ -, and  $\Theta$ -notations.

**Applications and Modeling** Mathematical topics are best understood when they are seen in a variety of contexts and used to solve problems in a broad range of applied situations. One of the profound lessons of mathematics is that the same mathematical model can be used to solve problems in situations that appear superficially to be totally dissimilar. A goal of this book is to show students the extraordinary practical utility of some very abstract mathematical ideas.

## Special Features of This Book

**International Metric Version** This metric version differs from the U.S. version of *Discrete Mathematics with Applications*, Fifth Edition as follows: The units of measurement



used in the examples and exercises have been converted from the U.S. Customary System (USCS) of units (also referred to as English or Imperial units) to Metric units. The appendix containing solutions to selected exercises and the instructor's solutions manual have been converted to metric where appropriate.

**Mathematical Reasoning** The feature that most distinguishes this book from other discrete mathematics texts is that it teaches—explicitly but in a way that is accessible to first- and second-year college and university students—the unspoken logic and reasoning that underlie mathematical thought. For many years I taught an intensively interactive transition-to-abstract-mathematics course to mathematics and computer science majors. This experience showed me that while it is possible to teach the majority of students to understand and construct straightforward mathematical arguments, the obstacles to doing so cannot be passed over lightly. To be successful, a text for such a course must address students' difficulties with logic and language directly and at some length. It must also include enough concrete examples and exercises to enable students to develop the mental models needed to conceptualize more abstract problems. The treatment of logic and proof in this book blends common sense and rigor in a way that explains the essentials, yet avoids overloading students with formal detail.

**Spiral Approach to Concept Development** A number of concepts in this book appear in increasingly more sophisticated forms in successive chapters to help students develop the ability to deal effectively with increasing levels of abstraction. For example, by the time students encounter the relatively advanced mathematics of Fermat's little theorem in Section 8.4, they have been introduced to the logic of mathematical discourse in Chapters 1, 2, and 3, learned the basic methods of proof and the concepts of *mod* and *div* in Chapter 4, explored *mod* and *div* as functions in Chapter 7, and become familiar with equivalence relations in Sections 8.2 and 8.3. This approach builds in useful review and develops mathematical maturity in natural stages.

**Support for the Student** Students at colleges and universities inevitably have to learn a great deal on their own. Though it is often frustrating, learning to learn through self-study is a crucial step toward eventual success in a professional career. This book has a number of features to facilitate students' transition to independent learning.

#### **Worked Examples**

The book contains over 500 worked examples, which are written using a problem-solution format and are keyed in type and in difficulty to the exercises. Many solutions for the proof problems are developed in two stages: first a discussion of how one might come to think of the proof or disproof and then a summary of the solution, which is enclosed in a box. This format allows students to read the problem and skip immediately to the summary, if they wish, only going back to the discussion if they have trouble understanding the summary. The format also saves time for students who are rereading the text in preparation for an examination.

#### **Marginal Notes and Test Yourself Questions**

Notes about issues of particular importance and cautionary comments to help students avoid common mistakes are included in the margins throughout the book. Questions designed to focus attention on the main ideas of each section are located between the text and the exercises. For convenience, the questions use a fill-in-the-blank format, and the answers are found immediately after the exercises.

### Exercises

The book contains almost 2600 exercises. The sets at the end of each section have been designed so that students with widely varying backgrounds and ability levels will find some exercises they can be sure to do successfully and also some exercises that will challenge them.

### Solutions for Exercises

To provide adequate feedback for students between class sessions, Appendix B contains at least one, and often several, complete solutions for every type of exercise in the book. A blue exercise number indicates that there is a solution in Appendix B; the letter *H* is added for a solution that is less than complete. When two or more exercises use the same solution strategy, there is a full solution for the first and either another full solution or a partial solution for later ones. Exercises with several parts often have an answer and/or hint for one or more of the parts to help students determine whether they are on track so that they can make adjustments if needed.

Students are strongly urged not to consult solutions until they have tried their best to answer questions on their own. Once they have done so, however, comparing their answers with those given can lead to significantly improved understanding. There are also plenty of exercises without solutions to help students learn to grapple with mathematical problems in a realistic environment.

### Reference Features

Many students have written me to say that the book helped them succeed in their advanced courses. One even wrote that he had used one edition so extensively that it had fallen apart, and he actually went out and bought a copy of the next edition, which he was continuing to use in a master's program. Figures and tables are included where doing so would help readers to a better understanding. In most, a second color is used to highlight meaning. My rationale for screening statements of definitions and theorems, for putting titles on exercises, and for giving the meanings of symbols and a list of reference formulas in the endpapers is to make it easier for students to use this book for review in a current course and as a reference in later ones.

**Support for the Instructor** I have received a great deal of valuable feedback from instructors who have used previous editions of this book. Many aspects of the book have been improved through their suggestions. In addition to the following items, there is additional instructor support on the book's website, described later in the preface.

### Exercises

The large variety of exercises at all levels of difficulty allows instructors great freedom to tailor a course to the abilities of their students. Exercises with solutions in the back of the book have numbers in blue, and those whose solutions are given in a separate *Student Solutions Manual and Study Guide* have numbers that are a multiple of three. There are exercises of every type in the book that have no answer in either location so that instructors can assign whatever mixture they prefer of exercises with and without answers. The ample number of exercises of all kinds gives instructors a significant choice of problems to use for review assignments and exams. Instructors are invited to use the many exercises stated as questions rather than in "prove that" form to stimulate class discussion on the role of proof and counterexample in problem solving.

### Flexible Sections

Most sections are divided into subsections so that an instructor can choose to cover certain subsections only and either omit the rest or leave them for students to study on their own. The division into subsections also makes it easier for instructors to break up sections if they wish to spend more than one day on them.

### Presentation of Proof Methods

It is inevitable that most of the proofs and disproofs in this book will seem easy to instructors. Many students, however, find them difficult. In showing students how to discover and construct proofs and disproofs, I have tried to describe the kinds of approaches that mathematicians use when confronting challenging problems in their own research.

### Complete Instructor Solutions

Complete instructor solutions to all exercises are available to anyone teaching a course from this book. They are available through the *Instructor's Companion Website*.

## Highlights of the Fifth Edition

The changes made for this edition are based on suggestions from colleagues and other long-time users of previous editions, on continuing interactions with my students, and on developments within the evolving fields of computer science and mathematics.

### Reorganization

- In response to instructor requests to move the introduction of certain topics earlier in the book, Section 1.2 now includes a definition and examples of strings. In addition, a new Section 1.4 contains definitions and examples of graphs and includes an introduction to graph coloring and the four-color theorem.
- The handshake theorem and its applications have been moved from Chapter 10 to Section 4.9. This gives students an early experience of using direct and indirect proof in a novel setting and was made possible because the elements of graph theory are now introduced in Chapter 1.

### Improved Pedagogy

- The exposition has been reexamined throughout and carefully revised as needed.
- Exercises have been added for topics where students seemed to need additional practice, and they have been modified, as needed, to address student difficulties.
- Additional hints and full answers have been incorporated into Appendix B to give students more help for difficult topics.
- The introductory material in Chapter 4 was made more accessible by being divided into two sections. The first introduces basic concepts about proof and disproof in the context of elementary number theory, and the second adds examples and advice for writing proofs.

### Logic and Applications

- Discussion was added about the role of bound variables and scope in mathematical writing and computer programming.
- The section on two's complements was significantly simplified.
- Language for expressing universal quantifiers was revised to provide a clearer basis for the idea of the generic particular in mathematical proof.
- The material on Boolean algebras was expanded.

**Proof and Applications**

- A greater variety of examples and exercises for number theory and set theory proofs is now included.
- The directions for writing proofs and the discussion of common mistakes have been revised and expanded in response to interaction with students.
- Discussion of historical background and recent mathematical results has been augmented.
- Material was added on using cryptographic hash functions to secure the transmission of digital data and on using cryptography to authenticate the sender of a transmitted message.

**Induction and Recursion**

- The sections on ordinary and strong mathematical induction were reorganized and expanded to increase the emphasis on applications.
- In the section on recursive definitions, the format used for proofs by structural induction was revised to parallel the format used for proofs by ordinary and strong mathematical induction. The set of examples and exercises illustrating recursive definitions and structural induction was significantly increased. The recursive definition for the set of strings over a finite set and for the length of a string were revised, and structural induction proofs for fundamental string properties are now included.

**Graph Theory and the Analysis of Algorithm Efficiency**

- Instructors who wish to give their students an early experience of graph theory can now do so by combining the introduction to graphs in Chapter 1 with the handshake theorem in Chapter 4.
- There is a new subsection on binary search trees in Chapter 10.
- The discussion of  $O$ -,  $\Omega$ -, and  $\Theta$ -notations was significantly simplified.
- Many exercises on algorithm efficiency were added or revised to make the concepts more accessible.

**Student Resources**

The *Student Companion Website* for this book includes:

- A general orientation for each chapter
- Review materials for each chapter
- Proof tips
- A link to the author's personal website, which contains errata information and links for interactive animations, tutorials, and other discrete mathematics resources on the Internet

**Instructor's Resources**

[login.cengage.com](http://login.cengage.com)

The *Instructor's Companion Website* for this book contains:

- Suggestions for how to approach the material of each chapter
- The *Complete Instructor's Solutions Manual*
- Ideas for projects and writing assignments
- Review materials to share with students
- Lecture Note PowerPoint slides
- Images from the book

- A test bank of questions for exams and quizzes
- Migration guide from 4th to 5th edition

Additional resources for the book are available at <http://condor.depaul.edu/sepp>.

### WebAssign

[www.webassign.com](http://www.webassign.com)

WebAssign from Cengage *Discrete Mathematics with Applications*, Fifth Edition, Metric Version is an online homework system, which instructors can choose to pair with the book. For students, it offers tutorial help in solving exercises, including review of relevant material, short instructional videos, and instant feedback on how they are doing. For instructors, it offers the ability to create customized homework sets, most of which are graded automatically and produce results directly into an online grade roster. Real-time access to their students’ performance makes it possible for instructors to adjust the presentation of material on an ongoing basis.

### Student Solutions Manual and Study Guide

(ISBN: 978-0-357-03520-7)

In writing this book, I hoped that the exposition in the text, the worked examples, and the exercise solutions would provide all that a student would need to successfully master the material of the course. I continue to believe that any student who understands the solutions for all the exercises with complete solutions in Appendix B will have achieved an excellent command of the subject. Nonetheless, in response to requests for supplementary materials, I developed the *Student Solutions Manual and Study Guide*, available separately from the book, which contains complete solutions for all the exercises whose numbers are a multiple of 3. The guide also includes alternative explanations for some of the concepts and review questions for each chapter.

### Organization

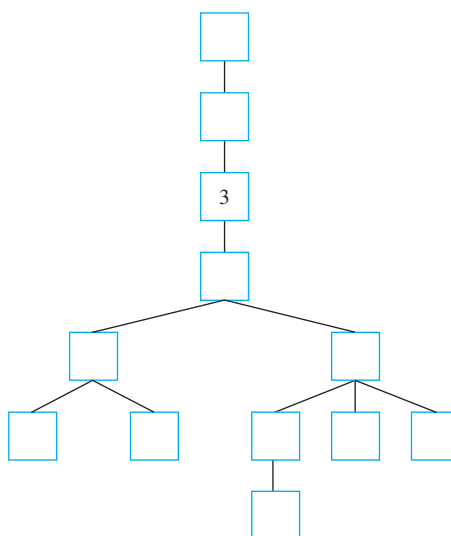
This book may be used effectively for a one- or two-semester course. Chapters contain core sections, sections covering optional mathematical material, and sections covering optional applications. Instructors have the flexibility to choose whatever mixture will best serve the needs of their students. The following table shows a division of the sections into categories.

| Chapter | Core Sections      | Sections Containing Optional Mathematical Material | Sections Containing Optional Computer Science Applications |
|---------|--------------------|--|--|
| 1       | 1.1–1.3            | 1.4  | 1.4  |
| 2       | 2.1–2.3            | 2.5  | 2.4, 2.5   |
| 3       | 3.1–3.4            | 3.3  | 3.3  |
| 4       | 4.1–4.5, 4.7       | 4.6, 4.8, 4.9                                      | 4.10   |
| 5       | 5.1, 5.2, 5.6, 5.7 | 5.3, 5.4, 5.8                                      | 5.1, 5.5, 5.9  |
| 6       | 6.1                | 6.2–6.4  | 6.1, 6.4   |
| 7       | 7.1, 7.2           | 7.3, 7.4   | 7.1, 7.2, 7.4  |

|    |            |                  |                 |
|----|------------|------------------|-----------------|
| 8  | 8.1–8.3    | 8.4, 8.5         | 8.4, 8.5        |
| 9  | 9.1–9.4    | 9.5–9.9          | 9.3             |
| 10 | 10.1, 10.4 | 10.2, 10.3, 10.5 | 10.1, 10.4–10.6 |
| 11 | 11.1, 11.2 | 11.4             | 11.3, 11.5      |
| 12 | 12.1, 12.2 | 12.3             | 12.1–12.3       |

The following tree diagram shows, approximately, how the chapters of this book depend on each other. Chapters on different branches of the tree are sufficiently independent that instructors need to make at most minor adjustments if they skip chapters, or sections of chapters, but follow paths along branches of the tree.

In most cases, covering only the core sections of the chapters is adequate preparation for moving down the tree.



### Acknowledgments

I owe a debt of gratitude to many people at DePaul University for their support and encouragement throughout the years I worked on editions of this book. A number of my colleagues used early versions and previous editions and provided many excellent suggestions for improvement. For this, I am thankful to Louis Aquila, J. Marshall Ash, Allan Berele, Jeffrey Bergen, William Chin, Barbara Cortzen, Constantine Georgakis, Sigrun Goes, Jerry Goldman, Lawrence Gluck, Leonid Krop, Carolyn Narasimhan, Walter Pranger, Eric Rieders, Ayse Sahin, Yuen-Fat Wong, and, most especially, Jeanne LaDuke. The thousands of students to whom I have taught discrete mathematics have had a profound influence on the presentation of the material in the book. By sharing their thoughts and thought processes with me, they taught me how to teach them better. I am very grateful for their help. I owe the DePaul University administration, especially deans, Charles Suchar, Michael Mezey, and Richard Meister, a special word of thanks for considering the writing of this book a worthwhile scholarly endeavor.

My thanks go to the reviewers for their valuable suggestions for this edition of the book: Naser Al-Hasan, Newberry College; Linda Fosnaugh, Midwestern State Univer-

\*Section 8.3 is needed for Section 12.3 but not for Sections 12.1 and 12.2.

sity; Robert Gessel, University of Akron; Juan Henriquez, University of New Orleans; Amy Hlavacek, Saginaw Valley State University; Kevin Lillis, Saint Ambrose University; Ramón Mata-Toledo, James Madison University; Bin Shao, University of San Francisco; Charles Qiao Zhang, Texas Christian University; and Cathleen Zucco-Teveloff, Rowan University. For their help with previous editions of the book, I am grateful to David Addis, Texas Christian University; Rachel Esselstein, California State University-Monterrey Bay; William Marion, Valparaiso University; Michael McClendon, University of Central Oklahoma; Steven Miller, Brown University; Itshak Borosh, Texas A & M University; Douglas M. Campbell, Brigham Young University; David G. Cantor, University of California at Los Angeles; C. Patrick Collier, University of Wisconsin-Oshkosh; Kevan H. Croteau, Francis Marion University; Irinel Drogan, University of Texas at Arlington; Pablo Echeverria, Camden County College; Henry A. Etlinger, Rochester Institute of Technology; Melvin J. Friske, Wisconsin Lutheran College; William Gasarch, University of Maryland; Ladnor Geissinger, University of North Carolina; Jerrold R. Griggs, University of South Carolina; Nancy Baxter Hastings, Dickinson College; Lillian Hupert, Loyola University Chicago; Joseph Kolibal, University of Southern Mississippi; Benny Lo, International Technological University; George Luger, University of New Mexico; Leonard T. Malinowski, Finger Lakes Community College; John F. Morrison, Towson State University; Paul Pederson, University of Denver; George Peck, Arizona State University; Roxy Peck, California Polytechnic State University, San Luis Obispo; Dix Pettey, University of Missouri; Anthony Ralston, State University of New York at Buffalo; Norman Richert, University of Houston-Clear Lake; John Roberts, University of Louisville; and George Schultz, St. Petersburg Junior College, Clearwater. Special thanks are due John Carroll, San Diego State University; Dr. Joseph S. Fulda; and Porter G. Webster, University of Southern Mississippi; Peter Williams, California State University at San Bernardino; and Jay Zimmerman, Towson University for their unusual thoroughness and their encouragement.

I have also benefitted greatly from the suggestions of the many instructors who have generously offered me their ideas for improvement based on their experiences with previous editions of the book, especially Jonathan Goldstine, Pennsylvania State University; David Hecker, St. Joseph's University; Edward Huff, Northern Virginia Community College; Robert Messer, Albion College; Sophie Quigley, Ryerson University; Piotr Rudnicki, University of Alberta; Anwar Shiek, Dine College; Norton Starr, Amherst College; Eng Wee, National University of Singapore; Doug Hogan, University of Illinois at Chicago; James Vanderhyde, Benedictine University; Ali Shaqlaih, University of North Texas at Dallas; Sam Needham, Diablo Valley College; Mohamed Aboutabl and Ramon A. Mata-Toledo, James Madison University; Larry Russ, Stevens Institute of Technology; Tomas Klos, Delft University; Margaret McQuain, Virginia Polytechnic Institute and State University; J. William Cupp, Indiana Wesleyan University; Jeffrey Mank, Framingham State University; Or Meir, University of Haifa; Audrey Julia Walegwa Mbogho, Pwani University, Kenya; Nariman Ammar, Birzeit University; Joshua T. Guerin, University of Tennessee at Martin; Jici Huang, Montana State University; Jerry Shi, University of Connecticut; Phuc Duong, Ton Duc Thang University, Vietnam; Abdul Rehman Abid, Iqra University, Pakistan; Yogesh More, SUNY Old Westbury; Mark Kaplan, Towson State University; Eric Neufeld, University of Saskatchewan; and Jeremy Tucker, Montana State University. Production of the third edition received valuable assistance from Christopher Novak, University of Michigan, Dearborn, and Ian Crewe, Ascension Collegiate School. For the third and fourth editions I am grateful for the many excellent suggestions for improvement made by Tom Jenkyns, Brock University, and for the fifth edition I am indebted to Roger Lipsett for his knowledgeable and careful attention to detail. I am also extremely grateful for the many appreciative messages I have received from students who have used previous editions of the book. They have inspired me to continue to find ever

better ways to meet their needs in this edition, and I thank them for making the effort to contact me.

I owe many thanks to the Cengage staff, especially my editors, Laura Gallus, Mona ZefTel, Lynh Pham, and Spencer Arritt, for their thoughtful advice and reassuringly calm direction of the production process, and my previous editors, Dan Seibert, Stacy Green, Robert Pirtle, Barbara Holland, and Heather Bennett, for their encouragement and enthusiasm.

The older I get the more I realize the profound debt I owe my own mathematics teachers for shaping the way I perceive the subject. My first thanks must go to my husband, Helmut Epp, who, on a high school date (!), introduced me to the power and beauty of the field axioms and the view that mathematics is a subject with ideas as well as formulas and techniques. In my formal education, I am most grateful to Daniel Zelinsky and Ky Fan at Northwestern University and Izaak Wirszup, I. N. Herstein, and Irving Kaplansky at the University of Chicago, all of whom, in their own ways, helped lead me to appreciate the elegance, rigor, and excitement of mathematics.

To my family, I owe thanks beyond measure. I am grateful to my mother, whose keen interest in the workings of the human intellect started me many years ago on the track that led ultimately to this book, and to my father, whose devotion to the written word has been a constant source of inspiration. I thank my children and grandchildren for their affection and cheerful acceptance of the demands this book has placed on my life. And, most of all, I am grateful to my husband, who for many years has encouraged me with his faith in the value of this project and supported me with his love and his wise advice.

*Susanna Epp*



# SPEAKING MATHEMATICALLY

*Therefore O students study mathematics and do not build  
without foundations.* —Leonardo da Vinci (1452–1519)

The aim of this book is to introduce you to a mathematical way of thinking that can serve you in a wide variety of situations. Often when you start work on a mathematical problem, you may have only a vague sense of how to proceed. You may begin by looking at examples, drawing pictures, playing around with notation, rereading the problem to focus on more of its details, and so forth. The closer you get to a solution, however, the more your thinking has to crystallize. And the more you need to understand, the more you need language that expresses mathematical ideas clearly, precisely, and unambiguously.

This chapter will introduce you to some of the special language that is a foundation for much mathematical thought, the language of variables, sets, relations, and functions. Think of the chapter like the exercises you would do before an important sporting event. Its goal is to warm up your mental muscles so that you can do your best.

## 1.1 Variables

A variable is sometimes thought of as a mathematical “John Doe” because you can use it as a placeholder when you want to talk about something but either (1) you imagine that it has one or more values but you don’t know what they are, or (2) you want whatever you say about it to be equally true for all elements in a given set, and so you don’t want to be restricted to considering only a particular, concrete value for it. To illustrate the first use, consider asking

Is there a number with the following property: doubling it and adding 3 gives the same result as squaring it?

In this sentence you can introduce a variable to replace the potentially ambiguous word “it”:

Is there a number  $x$  with the property that  $2x + 3 = x^2$ ?

The advantage of using a variable is that it allows you to give a temporary name to what you are seeking so that you can perform concrete computations with it to help discover its possible values. To emphasize the role of the variable as a placeholder, you might write the following:

Is there a number  $\square$  with the property that  $2 \cdot \square + 3 = \square^2$ ?

The emptiness of the box can help you imagine filling it in with a variety of different values, some of which might make the two sides equal and others of which might not.

In this sense, a variable in a computer program is similar to a mathematical variable because it creates a location in computer memory (either actual or virtual) into which values can be placed.

To illustrate the second use of variables, consider the statement

No matter what number might be chosen, if it is greater than 2, then its square is greater than 4.

In this case introducing a variable to give a temporary name to the (arbitrary) number you might choose enables you to maintain the generality of the statement, and replacing all instances of the word “it” by the name of the variable ensures that possible ambiguity is avoided:

No matter what number  $n$  might be chosen, if  $n$  is greater than 2, then  $n^2$  is greater than 4.

### Example 1.1.1 Writing Sentences Using Variables

Use variables to rewrite the following sentences more formally.

- Are there numbers with the property that the sum of their squares equals the square of their sum?
- Given any real number, its square is nonnegative.

#### Solution

- Are there numbers  $a$  and  $b$  with the property that  $a^2 + b^2 = (a + b)^2$ ?  
*Or:* Are there numbers  $a$  and  $b$  such that  $a^2 + b^2 = (a + b)^2$ ?  
*Or:* Do there exist any numbers  $a$  and  $b$  such that  $a^2 + b^2 = (a + b)^2$ ?
- Given any real number  $r$ ,  $r^2$  is nonnegative.  
*Or:* For any real number  $r$ ,  $r^2 \geq 0$ .  
*Or:* For every real number  $r$ ,  $r^2 \geq 0$ . ■

**Note** In part (a) the answer is yes. For instance,  $a = 1$  and  $b = 0$  would work. Can you think of other numbers that would also work?

### Some Important Kinds of Mathematical Statements

Three of the most important kinds of sentences in mathematics are universal statements, conditional statements, and existential statements:

A **universal statement** says that a certain property is true for all elements in a set. (For example: *All positive numbers are greater than zero.*)

A **conditional statement** says that if one thing is true then some other thing also has to be true. (For example: *If 378 is divisible by 18, then 378 is divisible by 6.*)

Given a property that may or may not be true, an **existential statement** says that there is at least one thing for which the property is true. (For example: *There is a prime number that is even.*)

In later sections we will define each kind of statement carefully and discuss all of them in detail. The aim here is for you to realize that combinations of these statements can be expressed in a variety of different ways. One way uses ordinary, everyday language and another expresses the statement using one or more variables. The exercises are designed to help you start becoming comfortable in translating from one way to another.

## Universal Conditional Statements

Universal statements contain some variation of the words “for every” and conditional statements contain versions of the words “if-then.” A **universal conditional statement** is a statement that is both universal and conditional. Here is an example:

For every animal  $a$ , if  $a$  is a dog, then  $a$  is a mammal.

One of the most important facts about universal conditional statements is that they can be rewritten in ways that make them appear to be purely universal or purely conditional. For example, the previous statement can be rewritten in a way that makes its conditional nature explicit but its universal nature implicit:

If  $a$  is a dog, then  $a$  is a mammal.

*Or:* If an animal is a dog, then the animal is a mammal.

The statement can also be expressed so as to make its universal nature explicit and its conditional nature implicit:

For every dog  $a$ ,  $a$  is a mammal.

*Or:* All dogs are mammals.

The crucial point is that the ability to translate among various ways of expressing universal conditional statements is enormously useful for doing mathematics and many parts of computer science.

### Example 1.1.2 Rewriting a Universal Conditional Statement

Fill in the blanks to rewrite the following statement:

For every real number  $x$ , if  $x$  is nonzero then  $x^2$  is positive.

- If a real number is nonzero, then its square \_\_\_\_\_.
- For every nonzero real number  $x$ , \_\_\_\_\_.
- If  $x$  \_\_\_\_\_, then \_\_\_\_\_.
- The square of any nonzero real number is \_\_\_\_\_.
- All nonzero real numbers have \_\_\_\_\_.

**Note** If you introduce  $x$  in the first part of the sentence, be sure to include it in the second part of the sentence.

#### Solution

- is positive
- $x^2$  is positive
- is a nonzero real number;  $x^2$  is positive
- positive
- positive squares (*or:* squares that are positive)

## Universal Existential Statements

A **universal existential statement** is a statement that is universal because its first part says that a certain property is true for all objects of a given type, and it is existential because its second part asserts the existence of something. For example:

Every real number has an additive inverse.

**Note** For a number  $b$  to be an additive inverse for a number  $a$  means that  $a + b = 0$ .

In this statement the property “has an additive inverse” applies universally to all real numbers. “Has an additive inverse” asserts the existence of something—an additive inverse—for each real number. However, the nature of the additive inverse depends on the real number; different real numbers have different additive inverses. Knowing that an additive inverse is a real number, you can rewrite this statement in several ways, some less formal and some more formal:\*

All real numbers have additive inverses.

*Or:* For every real number  $r$ , there is an additive inverse for  $r$ .

*Or:* For every real number  $r$ , there is a real number  $s$  such that  $s$  is an additive inverse for  $r$ .

Introducing names for the variables simplifies references in further discussion. For instance, after the third version of the statement you might go on to write: When  $r$  is positive,  $s$  is negative, when  $r$  is negative,  $s$  is positive, and when  $r$  is zero,  $s$  is also zero.

One of the most important reasons for using variables in mathematics is that it gives you the ability to refer to quantities unambiguously throughout a lengthy mathematical argument, while not restricting you to consider only specific values for them.

### Example 1.1.3 Rewriting a Universal Existential Statement

Fill in the blanks to rewrite the following statement: Every pot has a lid.

- All pots \_\_\_\_\_.
- For every pot  $P$ , there is \_\_\_\_\_.
- For every pot  $P$ , there is a lid  $L$  such that \_\_\_\_\_.

#### Solution

- have lids
- a lid for  $P$
- $L$  is a lid for  $P$

### Existential Universal Statements

An **existential universal statement** is a statement that is existential because its first part asserts that a certain object exists and is universal because its second part says that the object satisfies a certain property for all things of a certain kind. For example:

There is a positive integer that is less than or equal to every positive integer.

This statement is true because the number one is a positive integer, and it satisfies the property of being less than or equal to every positive integer. We can rewrite the statement in several ways, some less formal and some more formal:

Some positive integer is less than or equal to every positive integer.

*Or:* There is a positive integer  $m$  that is less than or equal to every positive integer.

*Or:* There is a positive integer  $m$  such that every positive integer is greater than or equal to  $m$ .

*Or:* There is a positive integer  $m$  with the property that for every positive integer  $n$ ,  $m \leq n$ .

\*A conditional could be used to help express this statement, but we postpone the additional complexity to a later chapter.

**Example 1.1.4** Rewriting an Existential Universal Statement

Fill in the blanks to rewrite the following statement in three different ways:

There is a person in my class who is at least as old as every person in my class.

- Some \_\_\_\_\_ is at least as old as \_\_\_\_\_.
- There is a person  $p$  in my class such that  $p$  is \_\_\_\_\_.
- There is a person  $p$  in my class with the property that for every person  $q$  in my class,  $p$  is \_\_\_\_\_.

**Solution**

- person in my class; every person in my class
- at least as old as every person in my class
- at least as old as  $q$

Some of the most important mathematical concepts, such as the definition of limit of a sequence, can only be defined using phrases that are universal, existential, and conditional, and they require the use of all three phrases “for every,” “there is,” and “if-then.” For example, if  $a_1, a_2, a_3, \dots$  is a sequence of real numbers, saying that

the limit of  $a_n$  as  $n$  approaches infinity is  $L$

means that

**for every** positive real number  $\varepsilon$ , **there is** an integer  $N$  such that  
**for every** integer  $n$ , **if**  $n > N$  **then**  $-\varepsilon < a_n - L < \varepsilon$ .

**TEST YOURSELF**

Answers to Test Yourself questions are located at the end of each section.

- A universal statement asserts that a certain property is \_\_\_\_\_ for \_\_\_\_\_.
- A conditional statement asserts that if one thing \_\_\_\_\_ then some other thing \_\_\_\_\_.
- Given a property that may or may not be true, an existential statement asserts that \_\_\_\_\_ for which the property is true.

**EXERCISE SET 1.1**

Appendix B contains either full or partial solutions to all exercises with blue numbers. When the solution is not complete, the exercise number has an “H” next to it. A “\*” next to an exercise number signals that the exercise is more challenging than usual. Be careful not to get into the habit of turning to the solutions too quickly. Make every effort to work exercises on your own before checking your answers. See the Preface for additional sources of assistance and further study.

In each of 1–6, fill in the blanks using a variable or variables to rewrite the given statement.

- Is there a real number whose square is  $-1$ ?
  - Is there a real number  $x$  such that \_\_\_\_\_?
  - Does there exist \_\_\_\_\_ such that  $x^2 = -1$ ?
- Is there an integer that has a remainder of 2 when it is divided by 5 and a remainder of 3 when it is divided by 6?
  - Is there an integer  $n$  such that  $n$  has \_\_\_\_\_?
  - Does there exist \_\_\_\_\_ such that if  $n$  is divided by 5 the remainder is 2 and if \_\_\_\_\_?

*Note: There are integers with this property. Can you think of one?*
- Given any two distinct real numbers, there is a real number in between them.

- a. Given any two distinct real numbers  $a$  and  $b$ , there is a real number  $c$  such that  $c$  is \_\_\_\_.
- b. For any two \_\_\_\_, \_\_\_\_ such that  $c$  is between  $a$  and  $b$ .
4. Given any real number, there is a real number that is greater.
- a. Given any real number  $r$ , there is \_\_\_\_  $s$  such that  $s$  is \_\_\_\_.
- b. For any \_\_\_\_, \_\_\_\_ such that  $s > r$ .
5. The reciprocal of any positive real number is positive.
- a. Given any positive real number  $r$ , the reciprocal of \_\_\_\_.
- b. For any real number  $r$ , if  $r$  is \_\_\_\_, then \_\_\_\_.
- c. If a real number  $r$  \_\_\_\_, then \_\_\_\_.
6. The cube root of any negative real number is negative.
- a. Given any negative real number  $s$ , the cube root of \_\_\_\_.
- b. For any real number  $s$ , if  $s$  is \_\_\_\_, then \_\_\_\_.
- c. If a real number  $s$  \_\_\_\_, then \_\_\_\_.
7. Rewrite the following statements less formally, without using variables. Determine, as best as you can, whether the statements are true or false.
- a. There are real numbers  $u$  and  $v$  with the property that  $u + v < u - v$ .
- b. There is a real number  $x$  such that  $x^2 < x$ .
- c. For every positive integer  $n$ ,  $n^2 \geq n$ .
- d. For all real numbers  $a$  and  $b$ ,  $|a + b| \leq |a| + |b|$ .
- In each of 8–13, fill in the blanks to rewrite the given statement.
8. For every object  $J$ , if  $J$  is a square then  $J$  has four sides.
- a. All squares \_\_\_\_.
- b. Every square \_\_\_\_.
- c. If an object is a square, then it \_\_\_\_.
- d. If  $J$  \_\_\_\_, then  $J$  \_\_\_\_.
- e. For every square  $J$ , \_\_\_\_.
9. For every equation  $E$ , if  $E$  is quadratic then  $E$  has at most two real solutions.
- a. All quadratic equations \_\_\_\_.
- b. Every quadratic equation \_\_\_\_.
- c. If an equation is quadratic, then it \_\_\_\_.
- d. If  $E$  \_\_\_\_, then  $E$  \_\_\_\_.
- e. For every quadratic equation  $E$ , \_\_\_\_.
10. Every nonzero real number has a reciprocal.
- a. All nonzero real numbers \_\_\_\_.
- b. For every nonzero real number  $r$ , there is \_\_\_\_ for  $r$ .
- c. For every nonzero real number  $r$ , there is a real number  $s$  such that \_\_\_\_.
11. Every positive number has a positive square root.
- a. All positive numbers \_\_\_\_.
- b. For every positive number  $e$ , there is \_\_\_\_ for  $e$ .
- c. For every positive number  $e$ , there is a positive number  $r$  such that \_\_\_\_.
12. There is a real number whose product with every number leaves the number unchanged.
- a. Some \_\_\_\_ has the property that its \_\_\_\_.
- b. There is a real number  $r$  such that the product of  $r$  \_\_\_\_.
- c. There is a real number  $r$  with the property that for every real number  $s$ , \_\_\_\_.
13. There is a real number whose product with every real number equals zero.
- a. Some \_\_\_\_ has the property that its \_\_\_\_.
- b. There is a real number  $a$  such that the product of  $a$  \_\_\_\_.
- c. There is a real number  $a$  with the property that for every real number  $b$ , \_\_\_\_.

## ANSWERS FOR TEST YOURSELF

1. true; all elements of a set    2. is true; also has to be true    3. there is at least one thing

### 1.2 The Language of Sets

... when we attempt to express in mathematical symbols a condition proposed in words. First, we must understand thoroughly the condition. Second, we must be familiar with the forms of mathematical expression. —George Polyá (1887–1985)

Use of the word *set* as a formal mathematical term was introduced in 1879 by Georg Cantor (1845–1918). For most mathematical purposes we can think of a set intuitively, as

Cantor did, simply as a collection of elements. For instance, if  $C$  is the set of all countries that are currently in the United Nations, then the United States is an element of  $C$ , and if  $I$  is the set of all integers from 1 to 100, then the number 57 is an element of  $I$ .

### Set-Roster Notation

If  $S$  is a set, the notation  $x \in S$  means that  $x$  is an element of  $S$ . The notation  $x \notin S$  means that  $x$  is not an element of  $S$ . A set may be specified using the **set-roster notation** by writing all of its elements between braces. For example,  $\{1, 2, 3\}$  denotes the set whose elements are 1, 2, and 3. A variation of the notation is sometimes used to describe a very large set, as when we write  $\{1, 2, 3, \dots, 100\}$  to refer to the set of all integers from 1 to 100. A similar notation can also describe an infinite set, as when we write  $\{1, 2, 3, \dots\}$  to refer to the set of all positive integers. (The symbol  $\dots$  is called an **ellipsis** and is read “and so forth.”)

The **axiom of extension** says that a set is completely determined by what its elements are—not the order in which they might be listed or the fact that some elements might be listed more than once.

#### Example 1.2.1 Using the Set-Roster Notation

- Let  $A = \{1, 2, 3\}$ ,  $B = \{3, 1, 2\}$ , and  $C = \{1, 1, 2, 3, 3, 3\}$ . What are the elements of  $A$ ,  $B$ , and  $C$ ? How are  $A$ ,  $B$ , and  $C$  related?
- Is  $\{0\} = 0$ ?
- How many elements are in the set  $\{1, \{1\}\}$ ?
- For each nonnegative integer  $n$ , let  $U_n = \{n, -n\}$ . Find  $U_1$ ,  $U_2$ , and  $U_0$ .

#### Solution

- $A$ ,  $B$ , and  $C$  have exactly the same three elements: 1, 2, and 3. Therefore,  $A$ ,  $B$ , and  $C$  are simply different ways to represent the same set.
- $\{0\} \neq 0$  because  $\{0\}$  is a set with one element, namely 0, whereas 0 is just the symbol that represents the number zero.
- The set  $\{1, \{1\}\}$  has two elements: 1 and the set whose only element is 1.
- $U_1 = \{1, -1\}$ ,  $U_2 = \{2, -2\}$ ,  $U_0 = \{0, -0\} = \{0, 0\} = \{0\}$ . ■

Certain sets of numbers are so frequently referred to that they are given special symbolic names. These are summarized in the following table.

| Symbol   | Set   |
|----------|---|
| <b>R</b> | the set of all real numbers                               |
| <b>Z</b> | the set of all integers                                   |
| <b>Q</b> | the set of all rational numbers, or quotients of integers |

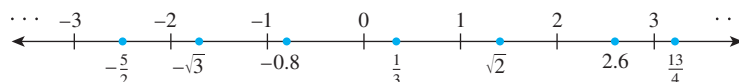
**Note** The **Z** is the first letter of the German word for integers, *Zahlen*. It stands for the *set* of all integers and should not be used as a shorthand for the word *integer*.

When the Symbols **R**, **Q**, and **Z** are handwritten, they appear as  $\mathbb{R}$ ,  $\mathbb{Q}$ , and  $\mathbb{Z}$ .

Addition of a superscript  $+$  or  $-$  or the letters *nonneg* indicates that only the positive or negative or nonnegative elements of the set, respectively, are to be included. Thus  $\mathbf{R}^+$  denotes the set of positive real numbers, and  $\mathbf{Z}^{\text{nonneg}}$  refers to the set of nonnegative integers: 0, 1, 2, 3, 4, and so forth. Some authors refer to the set of nonnegative integers as the set of **natural numbers** and denote it as  $\mathbf{N}$ . Other authors call only the positive

integers natural numbers. To prevent confusion, we simply avoid using the phrase *natural numbers* in this book.

The set of real numbers is usually pictured as the set of all points on a line, as shown below. The number 0 corresponds to a middle point, called the *origin*. A unit of distance is marked off, and each point to the right of the origin corresponds to a positive real number found by computing its distance from the origin. Each point to the left of the origin corresponds to a negative real number, which is denoted by computing its distance from the origin and putting a minus sign in front of the resulting number. The set of real numbers is therefore divided into three parts: the set of positive real numbers, the set of negative real numbers, and the number 0. *Note that 0 is neither positive nor negative.* Labels are given for a few real numbers corresponding to points on the line shown below.



The real number line is called *continuous* because it is imagined to have no holes. The set of integers corresponds to a collection of points located at fixed intervals along the real number line. Thus every integer is a real number, and because the integers are all separated from each other, the set of integers is called *discrete*. The name *discrete mathematics* comes from the distinction between continuous and discrete mathematical objects.

Another way to specify a set uses what is called the *set-builder notation*.

**Note** We read the left-hand brace as “the set of all” and the vertical line as “such that.” In all other mathematical contexts, however, we do not use a vertical line to denote the words “such that”; we abbreviate “such that” as “s. t.” or “s. th.” or “ $\exists$ .”

#### Set-Builder Notation

Let  $S$  denote a set and let  $P(x)$  be a property that elements of  $S$  may or may not satisfy. We may define a new set to be **the set of all elements  $x$  in  $S$  such that  $P(x)$  is true.** We denote this set as follows:

$$\{x \in S \mid P(x)\}$$

↑ the set of all      ↑ such that

Occasionally we will write  $\{x \mid P(x)\}$  without being specific about where the element  $x$  comes from. It turns out that unrestricted use of this notation can lead to genuine contradictions in set theory. We will discuss one of these in Section 6.4 and will be careful to use this notation purely as a convenience in cases where the set  $S$  could be specified if necessary.

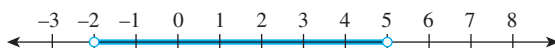
#### Example 1.2.2 Using the Set-Builder Notation

Given that  $\mathbf{R}$  denotes the set of all real numbers,  $\mathbf{Z}$  the set of all integers, and  $\mathbf{Z}^+$  the set of all positive integers, describe each of the following sets.

- $\{x \in \mathbf{R} \mid -2 < x < 5\}$
- $\{x \in \mathbf{Z} \mid -2 < x < 5\}$
- $\{x \in \mathbf{Z}^+ \mid -2 < x < 5\}$

#### Solution

- $\{x \in \mathbf{R} \mid -2 < x < 5\}$  is the open interval of real numbers (strictly) between  $-2$  and  $5$ . It is pictured as follows:





- b.  $\{x \in \mathbf{Z} \mid -2 < x < 5\}$  is the set of all integers (strictly) between  $-2$  and  $5$ . It is equal to the set  $\{-1, 0, 1, 2, 3, 4\}$ .
- c. Since all the integers in  $\mathbf{Z}^+$  are positive,  $\{x \in \mathbf{Z}^+ \mid -2 < x < 5\} = \{1, 2, 3, 4\}$ . ■

## Subsets

A basic relation between sets is that of subset.

### Definition

If  $A$  and  $B$  are sets, then  $A$  is called a **subset** of  $B$ , written  $A \subseteq B$ , if, and only if, every element of  $A$  is also an element of  $B$ .

Symbolically:

$A \subseteq B$  means that for every element  $x$ , if  $x \in A$  then  $x \in B$ .

The phrases  $A$  is contained in  $B$  and  $B$  contains  $A$  are alternative ways of saying that  $A$  is a subset of  $B$ .

It follows from the definition of subset that for a set  $A$  not to be a subset of a set  $B$  means that there is at least one element of  $A$  that is not an element of  $B$ . Symbolically:

$A \not\subseteq B$  means that there is at least one element  $x$  such that  $x \in A$  and  $x \notin B$ .

### Definition

Let  $A$  and  $B$  be sets.  $A$  is a **proper subset** of  $B$  if, and only if, every element of  $A$  is in  $B$  but there is at least one element of  $B$  that is not in  $A$ .

### Example 1.2.3 Subsets

Let  $A = \mathbf{Z}^+$ ,  $B = \{n \in \mathbf{Z} \mid 0 \leq n \leq 100\}$ , and  $C = \{100, 200, 300, 400, 500\}$ . Evaluate the truth and falsity of each of the following statements.

- $B \subseteq A$
- $C$  is a proper subset of  $A$
- $C$  and  $B$  have at least one element in common
- $C \subseteq B$
- $C \subseteq C$

### Solution

- False. Zero is not a positive integer. Thus zero is in  $B$  but zero is not in  $A$ , and so  $B \not\subseteq A$ .
- True. Each element in  $C$  is a positive integer and, hence, is in  $A$ , but there are elements in  $A$  that are not in  $C$ . For instance,  $1$  is in  $A$  and not in  $C$ .
- True. For example,  $100$  is in both  $C$  and  $B$ .
- False. For example,  $200$  is in  $C$  but not in  $B$ .
- True. Every element in  $C$  is in  $C$ . In general, the definition of subset implies that all sets are subsets of themselves. ■